

# POPE & YOUNG CLUB



## Official Scoring System for Bowhunting North American Big Game

### MINIMUM SCORE

bighorn	140
desert	120
Dall's	120
Stone's	120

### SHEEP

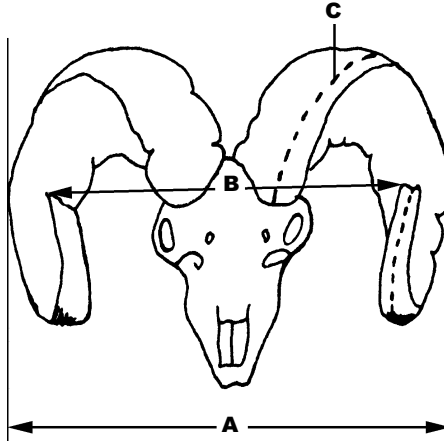
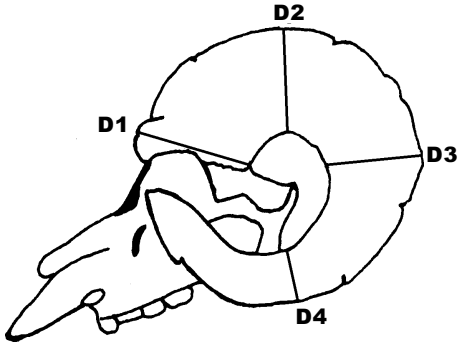

### KIND OF SHEEP (check one)

- bighorn  
 desert  
 Dall's  
 Stone's

### PLUG NUMBER

\_\_\_\_\_

Measure to a Point in Line With Horn Tip



SEE OTHER SIDE FOR INSTRUCTIONS			COLUMN 1	COLUMN 2	COLUMN 3
A. Greatest Spread			Right Horn	Left Horn	Difference
B. Tip to Tip Spread					
C. Length of Horn					
D-1. Circumference of Base					
D-2. Circumference at First Quarter <small>(This measurement taken at _____ inches from base)</small>					
D-3. Circumference at Second Quarter <small>(This measurement taken at _____ inches from base)</small>					
D-4. Circumference at Third Quarter <small>(This measurement taken at _____ inches from base)</small>					
<b>TOTALS</b>					
ADD	Column 1	Location of Kill: _____ (County) _____ (State/Prov)			
	Column 2	Date Killed: _____ Hunter: _____			
Subtotal		Hunter's Address: _____			
SUBTRACT Column 3		City: _____ State: _____ Zip Code: _____ Telephone #: ( ) _____			
<b>FINAL SCORE</b>		Guide's Name and Address: _____			
		Remarks: (Mention Any Abnormalities or Unique Qualities)			

I, \_\_\_\_\_, certify that I have measured this trophy on \_\_\_\_\_

PRINT NAME MM/DD/YYYY

at \_\_\_\_\_

STREET ADDRESS CITY STATE/PROVINCE ZIP CODE

and that these measurements and data are, to the best of my knowledge and belief, made in accordance with the instructions given.

Witness: \_\_\_\_\_ Signature: \_\_\_\_\_

TO MEASURER'S SIGNATURE P&Y OFFICIAL MEASURER

ADDRESS

OM I.D. Number 

--	--	--	--

CITY STATE/PROVINCE ZIP

## BRIEF INSTRUCTIONS FOR MEASURING SHEEP

Measurements must be made with a flexible steel tape and recorded to the nearest one-eighth of an inch. To simplify addition, please enter fractional figures in eighths and in proper fractions. Refer to **P & Y Measurer's Manual** for a detailed description of measuring procedures.

- A. Greatest Spread** is measured between perpendiculars, at right angles to the center line of the skull.
  - B. Tip to Tip Spread** is measured between tips of horns.
  - C. Length of Horn** is measured from lowest point in front, on outer curve, to a point in line with tip. **DO NOT** press tape into depressions. The low point of the outer curve of the horn is considered to be the low point of the frontal portion of the horn, situated above and slightly medial to the eye socket (not on the outside edge of the horn). Use a straight edge, perpendicular to horn axis, to end measurement.
  - D-1 Circumference of Base** must be measured at right angles to axis of horn. **DO NOT** follow irregular edge of horn. The line of measurement must be entirely on horn material, not the jagged edge often noted.
  - D-2-3-4 Circumferences.** Divide measurement C of **LONGER** horn by four, mark **BOTH** horns at these quarters even though other horn is shorter, and measure circumferences at these marks with the measurements taken at right angles to horn axis. Mark quarters by starting from base only.
- 

## ENTRY REQUIREMENTS

- 1. Original scoring form** completed by an Official Measurer of the Pope & Young Club or the Boone & Crockett Club.
- 2. Completed Fair Chase Affidavit.**
- 3. Three photos of antlers, horns, or skull** (a view from the front side, a view from the left side and a view from the right side). A field photo is also requested, if possible.
- 4. \$35.00 recording fee** (made payable to the Pope and Young Club)
- 5. Copy of Hunting License.**

**Drying Period:** To be eligible for entry in the Pope & Young Records, a trophy must first have been stored under normal room temperature and humidity for at least 60 days after date of kill. No trophy will be considered which has been altered in any way from its natural state.